

OUR PROFESSIONAL LIFTS ENABLE YOU TO
WORK IN COMPLETE SAFETY

INTRODUCING THE JOHN BEAN PROFESSIONAL **LIFTS**

JohnBean™



Enter the world of one of the leading garage equipment brands.

DISCOVER OUR HISTORY:

- 1904 John Bean Spray Pump Company is founded
- 1925 Design of the first mechanical alignment machine
- 1934 Introduction of the first dynamic wheel balancer
- 1996 Snap-on Corporation acquires the automotive equipment division renames it John Bean
- 2002 Launch of the SOL 3000, the electro-mechanical two post lift
- 2016 Launch of the hydraulic lift JLT 3500 and Versymmetric® Technology
- 2018 Introduction of JLT 4500, the two posts lift available in Tall and Standard version
- 2019 Launch of 4-post wheel alignment lift: JLF 4000

MISSION

Your Success is our Goal.

We develop new technologies and innovative solutions for you to increase productivity and ROI.

CHOOSE US FOR:

- HIGH SPEED PERFORMANCE
- COMPLETE PRODUCT RANGE
- HIGH PRODUCTIVITY
- EASE OF USE
- ROBUSTNESS



WE SELL MORE THAN JUST PRODUCTS

JOHN BEAN ACADEMY

We care for your business development. Improve your mechanics' knowledge with John Bean trainings, delivered through a professional and customized learning system aiming to improve the quality, safety and profitability of your workshop.



Snap-on Total Shop Solutions offers a wide range of garage equipment solutions for workshops, garages, car dealers and tyre shops, thanks to the specific solutions provided by its portfolio of premium brands.

DISCOVER OUR RANGE



JLF4000



JLT4500



JLT3500



SOL3000

4-POST LIFT

The 4-post lift works in perfect combination with the wide range of John Bean 3D wheel aligners

ELECTRO-HYDRAULIC LIFT

The perfect choice for the car dealership (JLT3500) and the independent workshop (JLT4500) to lift passenger cars, SUVs and vans

ELECTRO-MECHANICAL LIFT

The perfect solution for all workshops with low ceiling height

THE RIGHT SOLUTION FOR YOU

Follow our decision guide and explore the best lift solutions to fit your needs

FIND

COMPARE

EXPLORE

01 4-POST LIFT
Perfect combination with a wheel aligner

02 2-POST HYDRAULIC LIFT
Flexible solution for car dealerships, independent garages and tire service shops

03 2-POST MECHANICAL LIFT
Classic solution for workshops

LIFTS COMPARISON

01
4-POST LIFT



JLF4000

02
2-POST HYDRAULIC LIFT



JLT4500



JLT3500

03
2-POST MECHANICAL LIFT



SOL3000

Version	-	Standard	Tall	Standard	Tall	-
Lifting capacity	4.000 kg	4.500 kg		3.500 kg		3.000 kg
Lifting / lowering times (under nominal load)	60 sec	30 / 30 sec		30 / 30 sec		45 sec
Lifting height	1.830 mm	1.965 mm		1.965 mm		1.890 mm
Diameter of pick-up pads	-	120 mm		120 mm		120 mm
Lowest pick up point	180 mm	95 - 140 mm		95 - 140 mm		98 - 140 mm
Total height	2.345 mm	3.950 mm 4.300 mm	4.600 mm 4.950 mm	3.902 mm	4.267 mm	3.200 mm 4.200 mm
Switch off height	-	3.756 mm 4.106 mm	4.106 mm 4.756 mm	3.735 mm	4.100 mm	-
Recommended set up width	3.310 mm	3.599 mm		Standard: 3.405 mm Wide: 3.558 mm	Standard: 3.405 mm Wide: 3.558 mm	2.246 mm
Drive-through width	-	2.380 mm		Standard: 2.228 mm Wide: 2.380 mm	Standard: 2.228 mm Wide: 2.380 mm	2.246 mm
Long arms extraction	-	950 - 1.650 mm		956 - 1.527 mm		950 - 1.580 mm
Short arms extraction	-	570 - 1.050 mm		505 - 1.065 mm		460 - 880 mm
Power supply	400 V 3ph 50 Hz	400-415 VAC 3ph 50 Hz		400-415 VAC 3ph 50 Hz		400-415 VAC 3ph 50 Hz
Drive motor	-	4 kW		3 kW		2 x 1.8 kW
Min. necessary ceiling height	-	4.000 mm	4.650 mm	3.955 mm	4.320 mm	3.250 mm

THE 4-POST LIFT **JLF4000** IS THE PERFECT COMBINATION WITH THE WIDE RANGE OF JOHN BEAN 3D WHEEL ALIGNERS

PERFECT LIFT FOR WHEEL ALIGNMENT
OF ALL VEHICLES FROM PASSENGER
CARS, SUV'S, TRANSPORTERS UP TO
MID SIZED VANS

KEY FEATURES



CONTROL UNIT

Clear and easy to understand, with emergency switch and comfort lowering which allows the automatic release of the carriage from the safety lock when lowering the lift.

JACK (OPTIONAL)

The sliding jack increases versatility as lift also can be used for brake service.

TURNTABLES (OPTIONAL)

The turnplates are perfectly integrated in the runways and can be placed in 3 different positions to support a wide range of wheel bases.

SAFETY LADDER

With safety locks every 100mm to set the runways in the locked position for wheel alignment.

CABLE SYSTEM


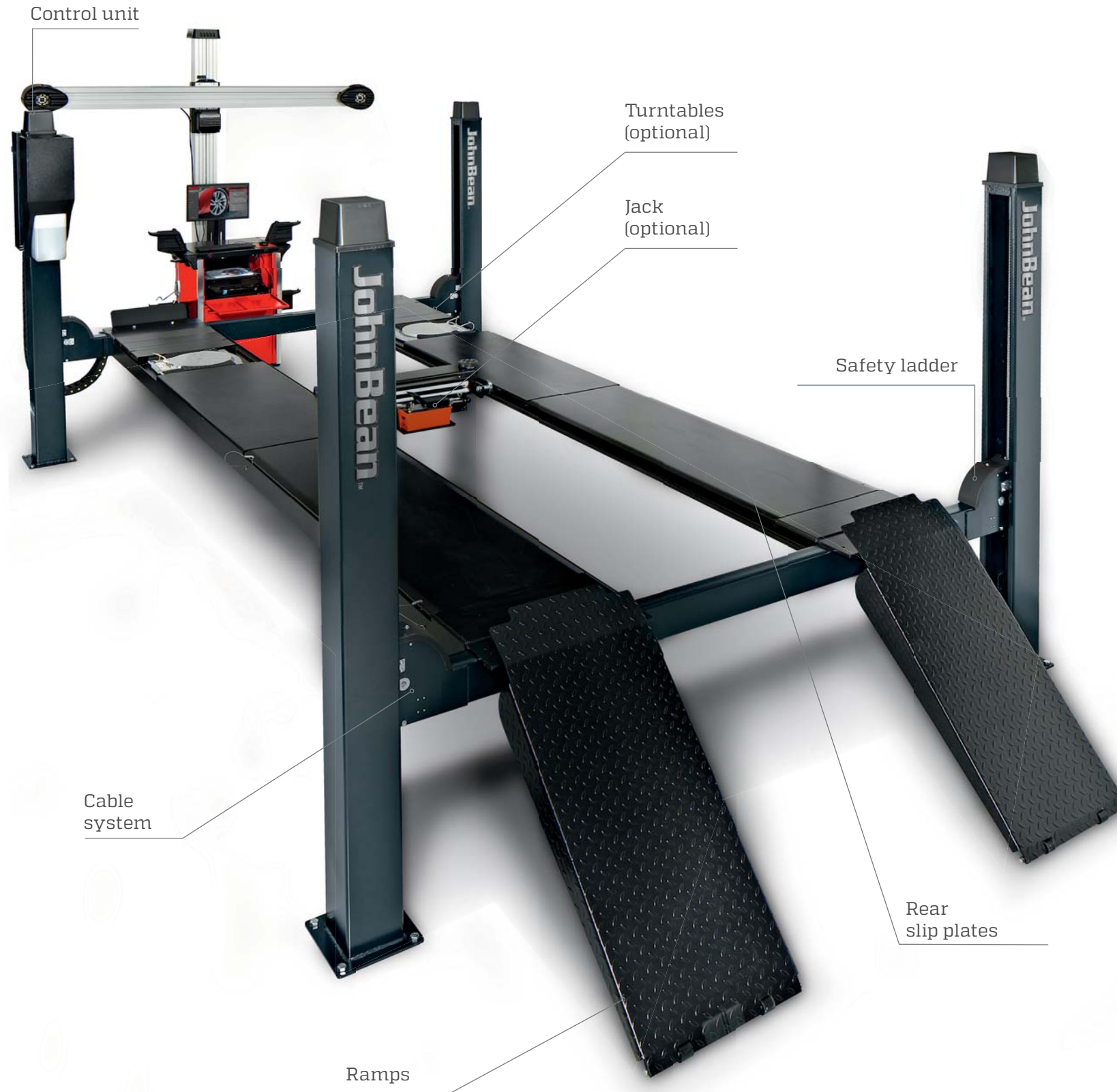
The rugged brass pulleys ensure long life of the lift.

REAR SLIP PLATES

The integrated rear slip plates guarantee that a four wheel alignment can be performed on all vehicles with wheel bases from 1.930 mm up to 4.150 mm. For best sliding performance each slip plate is equipped with 3 sections with a total of 120 rollers.

RAMPS


Designed to allow cars with lowered chassis to drive on the lift without any damage.




Jack (optional)



Turntables (optional)



Safety ladder



Cable system

HYDRAULIC LIFT JLT4500

THE INDEPENDENT SHOP LIFT



COVERS A BIG VARIETY OF VEHICLES: FROM THE SMALLEST SIZE UP TO MEDIUM SIZE VANS

Flexible Installation



Carriage and arms




Controls



3 Stage arms



Comfort lowering



Safety lock



Remote control box



CE stop

KEY FEATURES

POWER PACK

It is mounted high thus offering reduced noise performance.

FLEXIBLE INSTALLATION

The lift is available in 2 versions that can be installed in 2 different heights (low and high):

- S: switch-off height 3.755 mm or 4.105 mm
- T: switch-off height 4.405 mm or 4.755 mm

SHUT-OFF BAR

Prevents cars to be damaged should they touch the upper part of the lift.

CARRIAGE

A rubber protection on the carriage ensures that there are no damages to the car door.

COMFORT LOWERING

The lift will automatically go up a little bit to release the carriage from the safety lock and will then automatically lower the vehicle.

OPTIMUM SAFETY

CE stop instead of mechanical foot protectors to ensure optimum safety.

REMOTE CONTROL BOX

To be mounted on the secondary column (optional). **PROMO until end 2021.**

3 STAGE ARMS

Allows always perfect access to the pick-up points of every vehicle.

CONTROLS

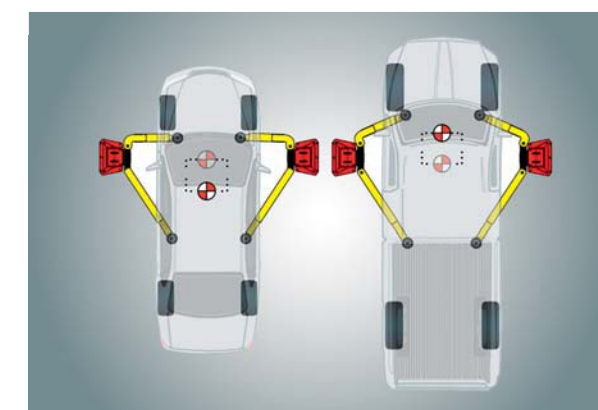
Positioned in an ergonomic place on the primary column with clear indications of each push button.

SAFETY LOCK

The lock is active during the complete lifting process, by simply pressing the lock button the carriage can be set into the lock whenever wanted / required.

VERSYMMETRIC® TECHNOLOGY

It combines the advantages of an asymmetric and a symmetric lift and improves the ergonomics when placing the arms to lift the car.



HYDRAULIC LIFT JLT3500

THE CAR DEALERSHIP LIFT

FOR PASSENGER CARS, SUV AND TRANSPORTERS WITH STANDARD AND HIGH ROOFS (E.G. VW T5 LONG)



KEY FEATURES

POWER PACK

Equipped with a power pack which is mounted high thus offering reduced noise performance.

SHUT-OFF BAR

Prevents cars to be damaged should they touch the upper part of the lift.

CONTROLS

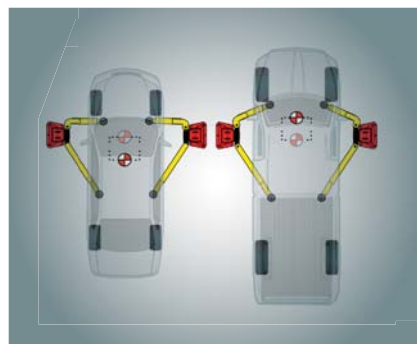
Positioned in an ergonomic place on the primary column with clear indications of each push button.

VERSYMMETRIC® TECHNOLOGY

It combines the advantages of an asymmetric and a symmetric lift and improves the ergonomics when placing the arms to lift the car.



Versymmetric® Technology




Carriage and arms

Controls




Comfort lowering



Safety lock



Secondary control



3 Stage arms

OPTIMUM SAFETY

Integrated CE stop makes the mechanical foot protection obsolete.

COMFORT LOWERING

Vehicle is lowered by simply pushing the lowering button. No need to activate the UP button to release the arms from the lock position.

SAFETY LOCK

Electric safety lock mechanism active during the complete lifting process is automatically released when lowering the lift thanks to the "Comfort Lowering" feature.

REMOTE CONTROL BOX

Secondary control box. **PROMO until end 2021.**

CARRIAGE AND ARMS

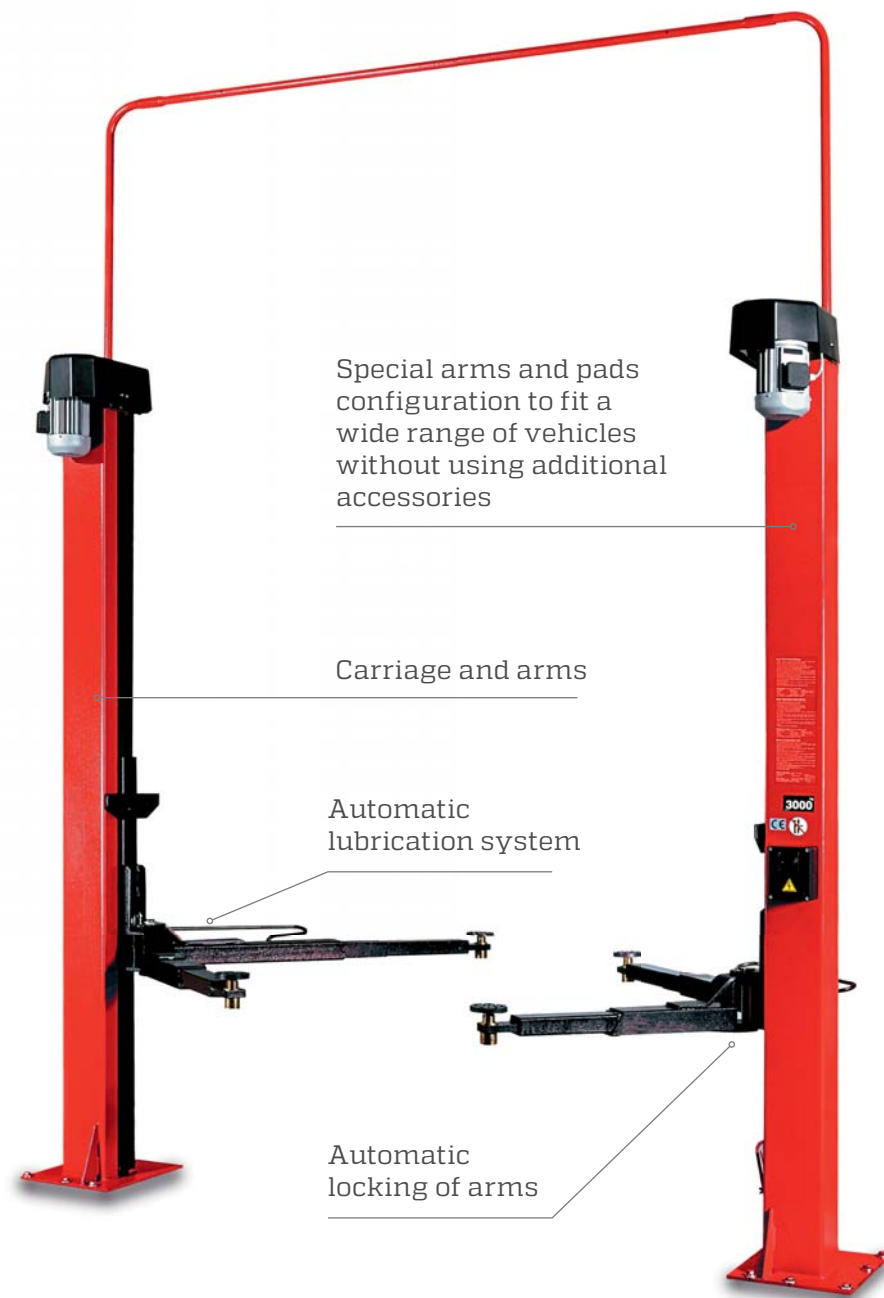
Very rugged design with integrated grease fitting and optimum door clearance when the car is placed on the lift. (Picture shows lift in wide installation)

3 STAGE ARMS

Front and rear 3 stage arms always allow a perfect access to the pick up points of the vehicle.

ELECTRO-MECHANICAL LIFT SOL3000 ELECTRO-MECHANICAL TWO POST LIFT

ASYMMETRIC DESIGN OF ARMS FOR AN EASIER ACCESS TO THE VEHICLE




Special arms and pads configuration to fit a wide range of vehicles without using additional accessories

Carriage and arms

Automatic lubrication system

Automatic locking of arms



AUTOMATIC LUBRICATION SYSTEM

Lifting nuts made of wear-proof material (Nylatron®) and automatic lubrication of lifting screws and safety nuts



CARRIAGE AND ARMS

Easy accommodation of low-bed cars due to 98 mm minimum pick-up height



Automatic locking of arms

ACCESSORIES

MAXIMISE YOUR PROFIT

Let us care about your working performance



ACCESSORIES FOR JLF4000

Jack for 4-post lift



Premium turntable kit



Paddle kit for premium turntable



ACCESSORIES FOR SOL3000 & JLT3500 / JLT4500

Energy unit

(available for all lifts)



Pick up pad

extension 75mm
(available for JLT3500 / JLT4500)



Pick up pads

extension 150mm
(available for JLT4500)



Pick up pad

for vans and light trucks
(available for JLT3500 / JLT4500)



JohnBean™

www.johnbean.com



www.johnbean.com/en/distributor